



## SmartVision and SmartVision LITE


### Release note – software version n°1943\_4105

#### Software Update Process

SmartVision regularly checks the availability of updates on your device and you will be notified automatically on home screen with a red label on the “Settings” icon. .

However, you can manually check the availability an update from "Settings"  menu, then select “About phone”, and finally select “System update”

To start the update process:

- select « Settings » item from home screen, 
- then select “Download” item
- Download will start automatically and will last for about 30 to 40 minutes depending of your network bandwidth. Subsequently, the device will reboot automatically until “Home screen” is displayed and announced.

#### Note:




- Please do not use SmartVision when the download is in progress.
- You must have a data connection, Wi-Fi or 3G enabled to download the software update. Because of important size of this update (about 1GB), we recommend to use the Wi-Fi connection for downloading.
- If the device goes to sleep mode during the download process, just make a short press on ON/OFF button to wake-up the device, then when the download is complete, the upgrade process will start automatically.

## System improvements:

### - Overview:

- Bug fixes and performances improvements.
- Translation fixed and improved for Danish, Czech, Swedish, German, Slovak Italian and Dutch languages.

### - User Interface:

- Command mode: 3 shortcuts have been added:
  - Press and hold the "Hash Mark"  key then press "7": repeat the last text.
  - Press and hold the "Hash Mark"  key then press "8": spell the last text.
  - Press and hold the "Hash Mark"  key then press "9": direct access to "accessibility" settings.
- Physical keypad: Carriage return is now available on the key "1".
- UK physical keypad: the character "£" is now available on the key "0".
- Polish physical Keypad has been modified to take into account specific characters.
- The current time is now correctly refreshed and announced when the SmartVision is waked-up (or when using long press « # » following by « 2 »).
- Improvement of the voice command « Call + Name of the contact ».
- Notification messages of missed calls, new messages and new email announcement have been improved for a better understanding.

## Application Improvements:

### - Accessibility:

- New option to enable or disable the announcement of the position of the item into a list (eg: 1 of 12).
- New "Echo on input" settings added. 6 options are now available:
  - Character by character
  - Word by word
  - Word by word and Character
  - Sentence by sentence
  - Sentence by sentence and Word and Character
  - None
- "Disable android key" setting is now available even if "Explore by touch" option is disabled.

### - Calendar :

- Possibility to return to the current day by using the item « Today » from menu.
- The day of the week is now announced (Monday, Tuesday, etc.).
- Notification: «Repeat all » button is now accessible with the up and down keys.
- Virtual keypad is no more automatically opened when you create a new event.

- **Calculator:**
  - The result of the operation is now correctly announced when you validate the calculation by the “equal” button on the touch panel.
- **Email:**
  - « Plain text » reading method has been improved; keypad shortcuts have been added to navigate into the text:
    - Key “OK” : play / pause the vocalization
    - Key “1” : move backward by character
    - Key “2” : move forward by character
    - Key “4” : move backward by word
    - Key “5” : move forward by word
    - Key “7” : restart from the beginning
    - Key “8” : move to the end
  - Vocalization improvements: Items selected are now better vocalized.
  - Browsing Email from the inbox list has been improved.
- **FM Radio:**
  - Possibility to enter the specific character “.” with the key “star” to set the frequency from a radio store as a favorite.
- **Internet:**
  - New navigation mode by “Group”, “Object”, “Sentence” “Word” and “Character”. To change the navigation mode into a website, use the command mode Long press « # » following by « Up » or « Down ».
- **Kapten:**
  - Australian version: One shot entry is now available to select the destination address.
  - Keywords and keypad shortcuts are now available from the main screen of Kapten apps :
    - Key "1": Where am I?
    - Key "4": Current speed
    - Key "5": Speed limit
    - Key "7": Point of interest
    - Key "8": Enable / Disable the free navigation
    - Key "9": GPS signal
  - Added the possibility to enter specific character with the key “Star” when you create a Ktag with coordinates.
  - Ktag recorded without voice memo is now identified by its postal address.
- **Messaging (SMS/MMS):**
  - Message status: a pop-up has been added to announce when the message has been correctly sent.
  - Button “Reply” is now always vocalized when selected.

- **Note:**
  - A warning message has been added to avoid escaping the edition mode without saving the current note.
  - Possibility to export a note into the internal memory of the phone in order to save it on a computer.
- **NFC:**
  - Voice memo player has been improved. All other message are now muted when the voice memo is played.
  - NFC application is now available on SmartVision Lite.
- **Vocal User Guide:**
  - Downloading progress is now announced.
- **Settings:**
  - Bluetooth: Settings of already paired devices are now accessible with up and down arrow keys.
  - Bug correction when you create a new APN in Spanish and Swedish language (Crash).

### **New Applications:**

- **Web Radio:**
  - This new application allows you to listen all web radio through your internet connection (3G or Wi-Fi).