



## SmartVision and SmartVision LITE


### Release note – software version n°1684.3233

#### Software Update Process

SmartVision regularly checks the availability of updates on your device and you will be notified automatically on home screen with a red label on the “Settings” icon. .

However, you can manually check the availability an update from "Settings"  menu, then select “About phone”, and finally select “System update”

To start the update process:

- select « Settings » item from home screen, 
- then select “Download” item
- Download will start automatically and will last for about 30 to 40 minutes depending of your network bandwidth. Subsequently, the device will reboot automatically until “Home screen” is displayed and announced.

#### Note:

- Please do not use SmartVision when the download is in progress.
- You must have a data connection, Wi-Fi or 3G enabled to download the software update. Because of important size of this update (about 1GB), we recommend to use the Wi-Fi connection for downloading.
- If the device goes to sleep mode during the download process, just make a short press on ON/OFF button to wake-up the device, then when the download is complete, the upgrade process will start automatically.

#### System improvements:

- **Overview:**
  - o Bug fixes and stability improvements.
  - o Voice recognition improvement.
- **Accessibility:**
  - o Option added to pick-up a call by pressing any key on the numerical keypad (keys 0 to 9, # and \*).
- **User Interface:**
  - o Specific characters have been added on keypad for Italian, Swedish and Danish language.
  - o Prompt translation improvements in different languages.
  - o Correction of Voice recognition issue when Flemish is selected.

## New Applications:

- **Note**
  - This new application allows you to create, read, edit and remove a textual note. Reading a note is more easy thanks to the advanced navigation options by using keypad shortcut :
    - Key “OK” : play / pause the vocalization
    - Key “1” : move backward by character
    - Key “2” : move forward by character
    - Key “4” : move backward by word
    - Key “5” : move forward by word
    - Key “7” /star: restart from the beginning
    - Key “8” / hash: move to the end
  
- **Vocal User Manual**
  - The new “Vocal User Manual” application allows downloading, listening and browsing the audio user manual (not available for all languages).
  
- **KAPSYS Tutorial**
  - The new “KAPSYS Tutorial” application helps you do discover and configure accessibility of your SmartVision.

## Application Improvements:

- **Alarm:**
  - Accessibility improvement.
  
- **Calendar**
  - Accessibility improvement to create a new event: all items are fully vocalized and fully accessible by using up and down arrow keys.
  - Event list summary vocalization has been improved to be clearest.
  - Event notification from “Notification status bar” is now accessible with keypad.
  
- **Email:**
  - Selection of recipient candidate from people list has been improved.
  
- **FM Radio:**
  - An option into “Menu” has been added to mute the radio when exit the FM-Radio application.
  
- **Kapten (GPS):**
  - GPS settings are automatically set when the application is launched
  - Map discovery: correction of the issue of the wrong clock indication announcement.
  - “Favorite” category has been added as destination.

- **Messaging (SMS/MMS):**
  - Contact selection has been improved: by default only one contact can be selected as a recipient from “People” or “Favorite” list. An item “Add recipient” has been add into “Menu” to add more recipient if necessary.
  - Creating a message with voice recognition method by using “Send message to” command has been simplified by skipping the recipient step and moving directly to the "Write message" stage.
- **MP3 Player:**
  - Better accessibility to select Artist, Album or track (new list added instead of tabs).
  - Possibility to move forward and backward by step into a track :
    - Key 1 : move backward of 30 seconds
    - Key 2 : move backward of 10 seconds
    - Key 3 : move forward of 10 seconds
    - Key \* : move forward of 30 seconds
  - An option into “Menu” has been added to mute the player when exiting the Music application.
- **OCR:**
  - A new “Manual mode” option has been added on main screen. This mode allows scanning a document just by pressing “OK” key to take a picture.
  - Reading option “line-by-line” and “whole page” has been removed and replaced by the advance reading mode, thanks to keys shortcuts :
    - Key “OK” : play / pause the vocalization
    - Key “1” : move backward by character
    - Key “2” : move forward by character
    - Key “4” : move backward by word
    - Key “5” : move forward by word
    - Key “7” /star : restart from the beginning
    - Key “8” / hash : move to the end
  - Possibility to save the result of the OCR from “Menu” and “Save as a note” option. Once saved, it can be red and edited using Note application